

BRITISHROWING

How to create club memberships

TEAMWORK | OPEN TO ALL | COMMITMENT

How to create club memberships

Within your overall membership you will have different types of members, each with their own interests and abilities. Most clubs create distinct membership options to cater for their members' needs. Common examples include adult memberships, junior memberships, recreational and so on, each with their own membership benefits and associated costs.

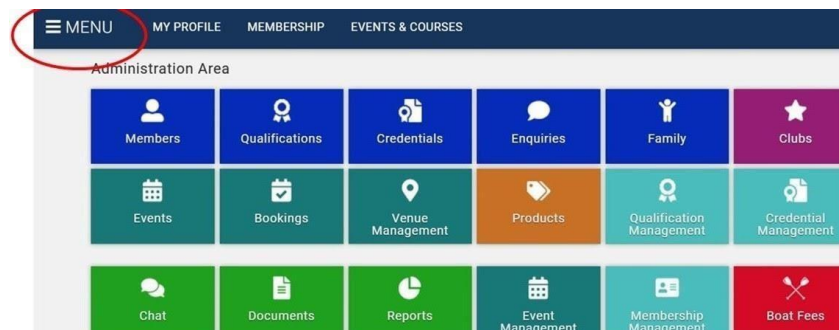
The ClubHub system allows you to create different club membership types, and enable members to purchase these online, saving you time as an administrator.

The process of setting up different membership types is simple, here's how:

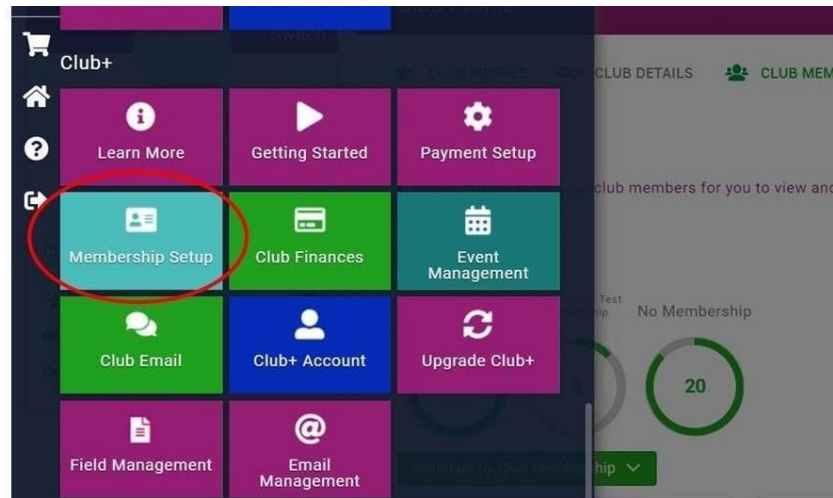
1. Sign into your British Rowing account



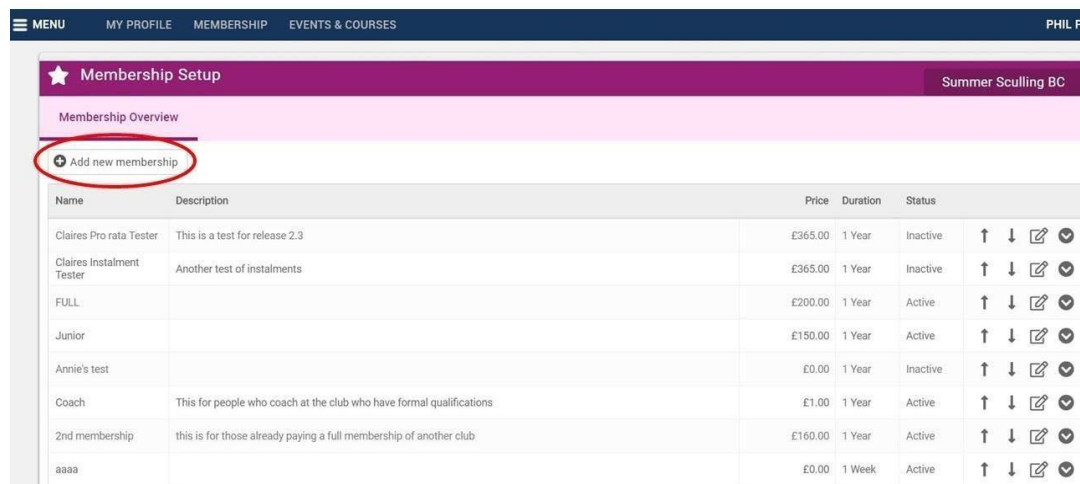
2. Select MENU



3. Select the MEMBERSHIP SETUP tile



4. From here you can view existing club membership types, and create new ones by selecting ADD NEW MEMBERSHIPS



5. In creating a new memberships you can specify various elements including the benefits, cost, duration etc. Lower down on this same page you can specify the duration of the membership, its cost, and whether you wish to enable members to pay by instalments. Finally, you can add details regarding the benefits associated with the membership in question, as well as restrictions, discounts and surcharges.

★ Membership Setup

Membership Overview

← New Membership

1 Membership Details

Membership Name: *

About this Membership:

Hide About Membership:

Colour:

Membership Image