



BRITISHROWING

Analysis of Incidents Reported in 2022

Andrea & Stephen Worley

January 2023

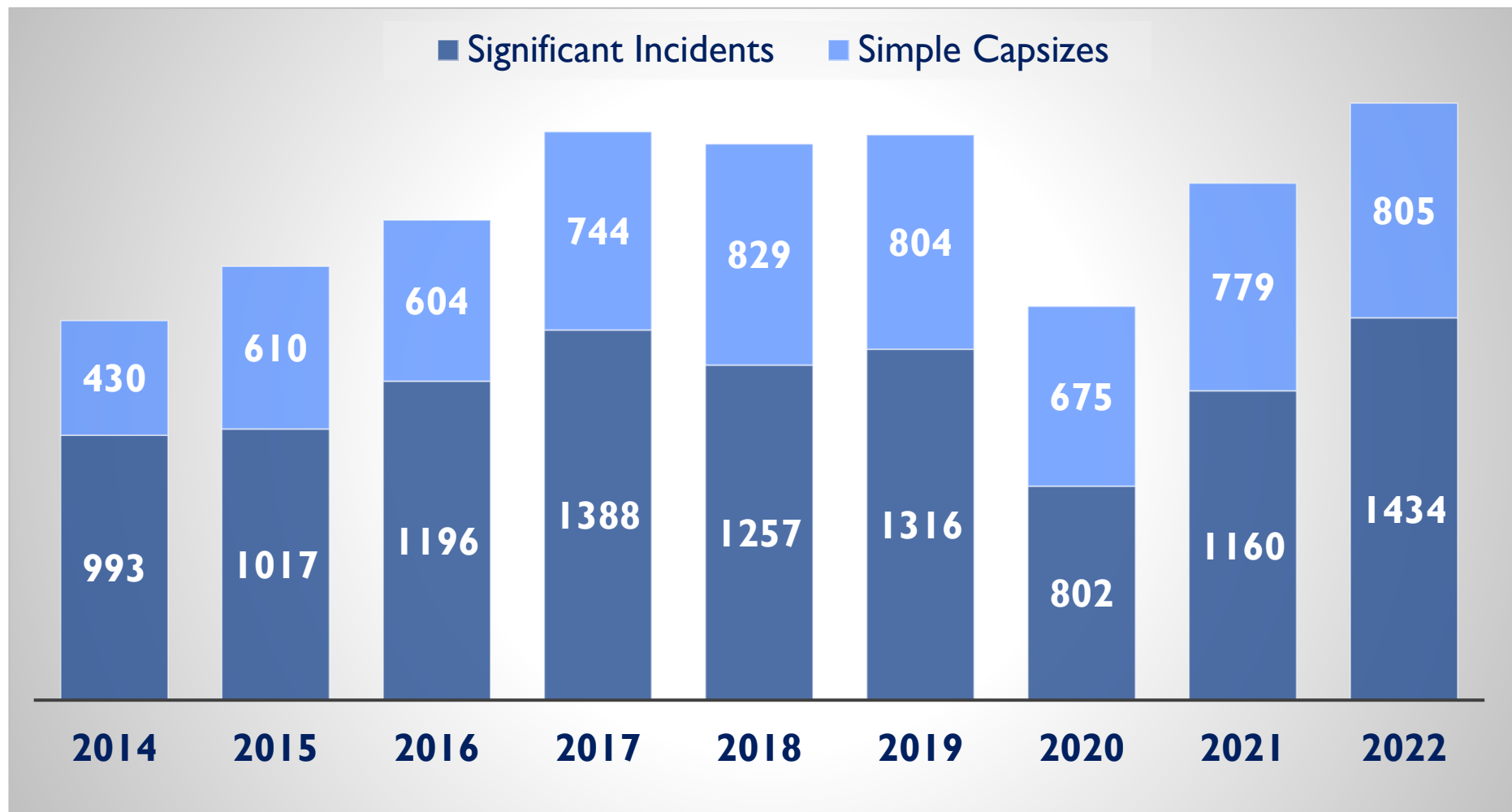
TEAMWORK | OPEN TO ALL | COMMITMENT



All Incidents

TEAMWORK | OPEN TO ALL | COMMITMENT

All Incidents



**Significant incidents = all except simple capsizes
(most result in collisions or near collisions)**

Reported Incidents in 2022

The number of Reported Incidents in 2022 has risen beyond pre-covid levels. It has exceeded the number reported each year since 2014 when this analysis began.

The number and causes of incidents are now similar to those of pre-covid years.

The reporting of incidents, together with the sharing of learning from them, helps to promote rowing safety. A greater number of reported incidents is a “good thing”.

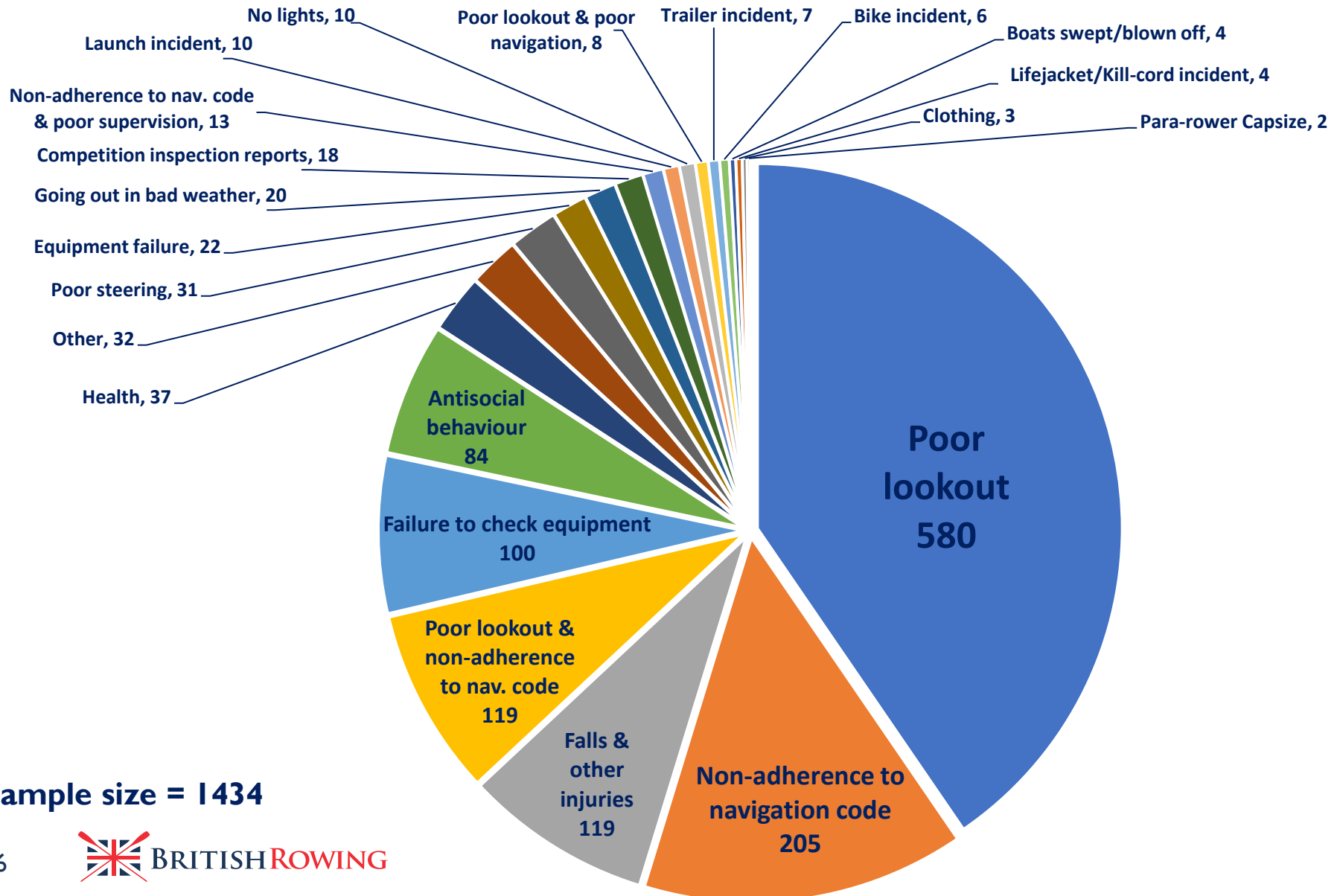


All Significant Incidents

TEAMWORK | OPEN TO ALL | COMMITMENT

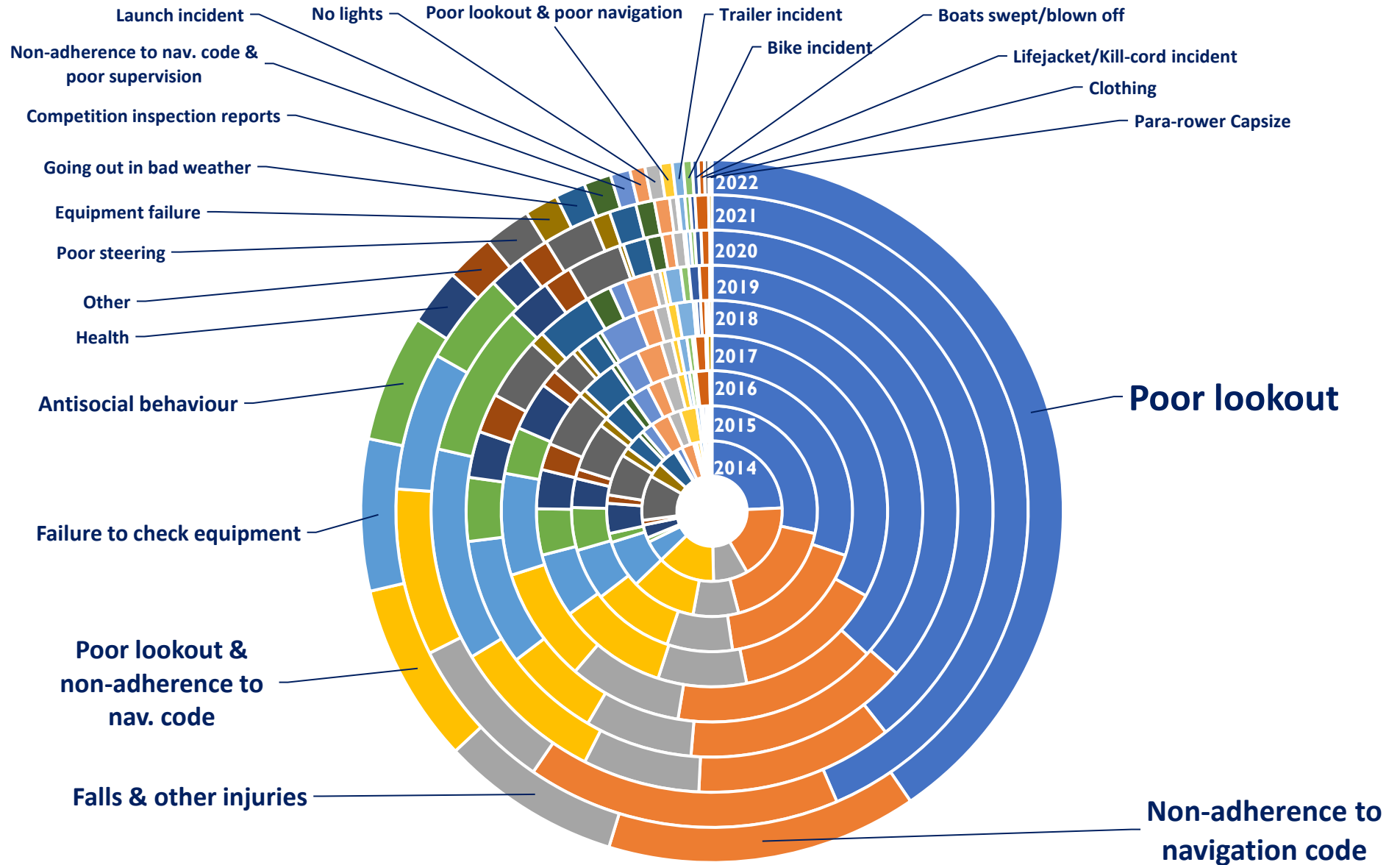
Analysis of Significant Rowing Incidents by Cause - 2022

Significant accidents = all except simple capsizes (most result in collisions or near collisions)



Sample size = 1434

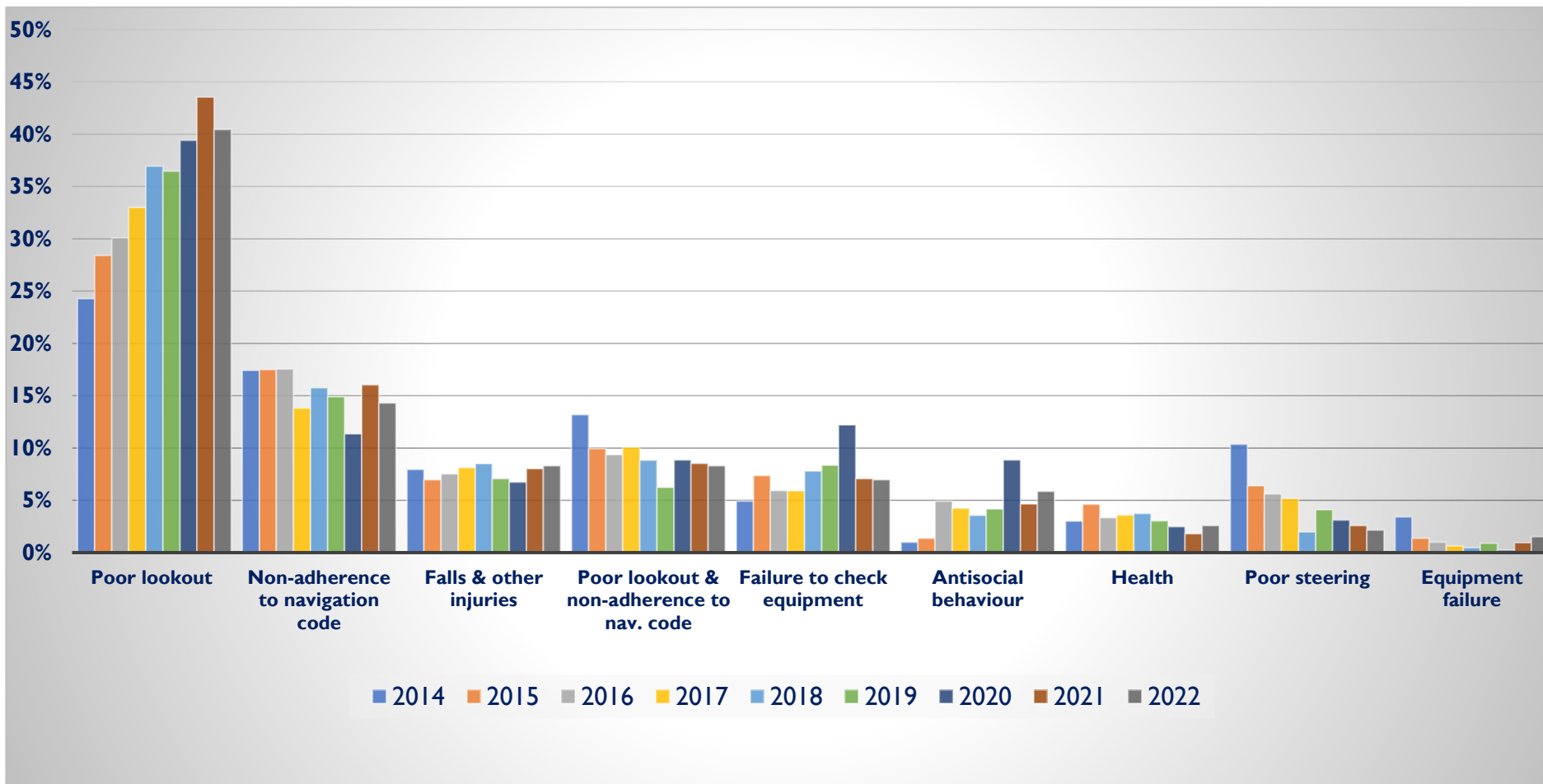
Comparison with previous years



Trends in common causes of Significant Incidents

Causes of Incidents – Percentage by Year	2014	2015	2016	2017	2018	2019	2020	2021	2022
Poor lookout	24%	28%	30%	33%	37%	36%	39%	44%	40%
Non-adherence to navigation code	17%	18%	18%	14%	16%	15%	11%	16%	14%
Falls & other injuries	8%	7%	8%	8%	9%	7%	7%	8%	8%
Poor lookout & non-adh. to nav. code	13%	10%	9%	10%	9%	6%	9%	9%	8%
Failure to check equipment	5%	7%	6%	6%	8%	8%	12%	7%	7%
Antisocial behaviour	1%	1%	5%	4%	4%	4%	9%	5%	6%
Health	3%	5%	3%	4%	4%	3%	2%	2%	3%
Poor steering	10%	6%	6%	5%	2%	4%	3%	3%	2%
Equipment failure	3%	1%	1%	1%	0%	1%	0%	1%	2%

Trends in common causes of Significant Incidents - Percentage of Total Significant Incidents



Significant Incidents by Cause	2014	2015	2016	2017	2018	2019	2020	2021	2022
Poor lookout	241	289	360	458	463	480	316	505	580
Non-adherence to navigation code	173	178	210	192	198	196	91	186	205
Falls & other injuries	79	71	90	113	109	93	54	93	119
Poor lookout & non-adh. to nav. code	131	101	112	140	111	82	71	99	119
Failure to check equipment	49	75	71	82	98	110	98	82	100
Antisocial behaviour	10	14	59	59	45	55	71	54	84
Health	30	47	40	50	47	40	20	21	37
Other	11	13	13	34	17	34	13	18	32
Poor steering	103	65	67	72	25	54	25	30	31
Equipment failure	34	14	12	9	6	12	2	11	22
Going out in bad weather	43	26	33	45	22	49	11	16	20
Competition inspection reports	5	8	12	7	5	21	7	11	18
Non-adh. to nav. code & poor supervision	14	18	26	30	37	14			13
Launch incidents	28	29	21	32	19	24	5	9	10
No lights	7	19	22	14	12	7	5	4	10
Poor lookout & poor navigation	9	26	11	8	9	4	1	1	8
Trailer incident	8	6	6	11	16	14	2	4	7
Bike incident	1	4	6	7	3	7	2	3	6
Boats swept/blown off	4	5	3	3	4	9	3	3	4
Lifejacket/Kill-cord incident	7	4	19	14	5	9	4	8	4
Clothing	3	3		2	3	2	1		3
Para-rower Capsize	3	2	3	6	3			2	2
Total Significant Incidents	993	1017	1196	1388	1257	1316	802	1160	1434

Causes of Reported Incidents in 2022

In 2022, the number of incidents reported was greater than in previous years. The number caused by Poor lookout on the water was the highest ever, 580 (505 in 2021). This accounted for 40% (44% in 2021) of Significant Incidents. Failure to keep a good lookout on the water was a major factor in 49% (52% in 2021) of incidents.

A large number of reports mentioned that trees and bushes have overgrown the water and are obstructing the view ahead or forcing boats to move towards the middle of the river to avoid them. This reduces the usable width of the river and has contributed to the number of collisions and near misses.

There was a significant increase in:

- Falls and other injuries,
- Antisocial behaviour and
- Equipment failure.

Significant Incidents by Cause	2014	2015	2016	2017	2018	2019	2020	2021	2022
Poor lookout	241	289	360	458	463	480	316	505	580
Non-adherence to navigation code	173	178	210	192	198	196	91	186	205
Falls & other injuries	79	71	90	113	109	93	54	93	119
Poor lookout & non-adh. to nav. code	131	101	112	140	111	82	71	99	119
Failure to check equipment	49	75	71	82	98	110	98	82	100
Antisocial behaviour	15	15	15	15	15	55	71	54	84
Health	7	7	7	7	7	40	20	21	37
Other	7	7	7	7	7	34	13	18	32
Poor steering	5	5	5	5	5	54	25	30	31
Equipment failure	6	6	6	6	6	12	2	11	22
Going out in bad weather	43	26	33	45	22	49	11	16	20
Competition inspection reports	5	8	12	7	5	21	7	11	18
Non-adh. to nav. code & poor supervision	14	18	26	30	37	14			13
Launch incidents	9	9	9	9	9	24	5	9	10
No lights	2	2	2	2	2	7	5	4	10
Poor lookout & poor navigation	9	9	9	9	9	4	1	1	8
Trailer incident	6	6	6	6	6	14	2	4	7
Bike incident	3	3	3	3	3	7	2	3	6
Boats swept/blown off	4	4	4	4	4	9	3	3	4
Lifejacket/Kill-cord incident	7	4	19	14	5	9	4	8	4
Clothing	3	3		2	3	2	1		3
Para-rower Capsize	3	2	3	6	3			2	2
Total Significant Incidents	993	1017	1196	1388	1257	1316	802	1160	1434

Red = Cause is Behaviour related

But some of the others can also be related to Behaviour

Behaviour

In each of the years, more than 92% of significant incidents could have been **avoided by safer behaviour**.

2014	2015	2016	2017	2018	2019	2020	2021	2022
92%	92%	94%	93%	94%	92%	95%	95%	92%

The proportion of significant incidents that could have been **avoided by both**:

- **Keeping a good lookout and**
- **Adhering to the navigation code**

2014	2015	2016	2017	2018	2019	2020	2021	2022
55%	56%	57%	57%	62%	58%	60%	68%	63%

Common Behaviour-related Causes of Incidents

The most common behaviour related incidents continue to be:

- Not keeping a good lookout (on land as well as on water)
- Not adhering to the navigation code
- Failure to check equipment
- Antisocial behaviour

In 2022 these accounted for 84% of incidents, compared with 88% in 2021.

There was a considerable increase in the number of incidents caused by Falls and other injuries and Antisocial behaviour.

Reported Near Misses

2014	2015	2016	2017	2018	2019	2020	2021	2022
155 (16%)	174 (17%)	272 (23%)	180 (13%)	186 (15%)	154 (12%)	101 (13%)	184 (16%)	222 (15%)

Note: These incidents are included in various categories of reported Significant Incidents

Near misses are incidents that could have, but did not, cause harm or damage. Near Misses include:

- Near Collisions due to
 - Poor lookout
 - Non-adherence to navigation code
 - Poor steering
- Creating excessive wash
- Badly/illegally moored boats
- Lifejacket or kill-cord incidents
- Boat Inspections at Competitions



Harm resulting from Significant Incidents

TEAMWORK | OPEN TO ALL | COMMITMENT

Harm caused to people

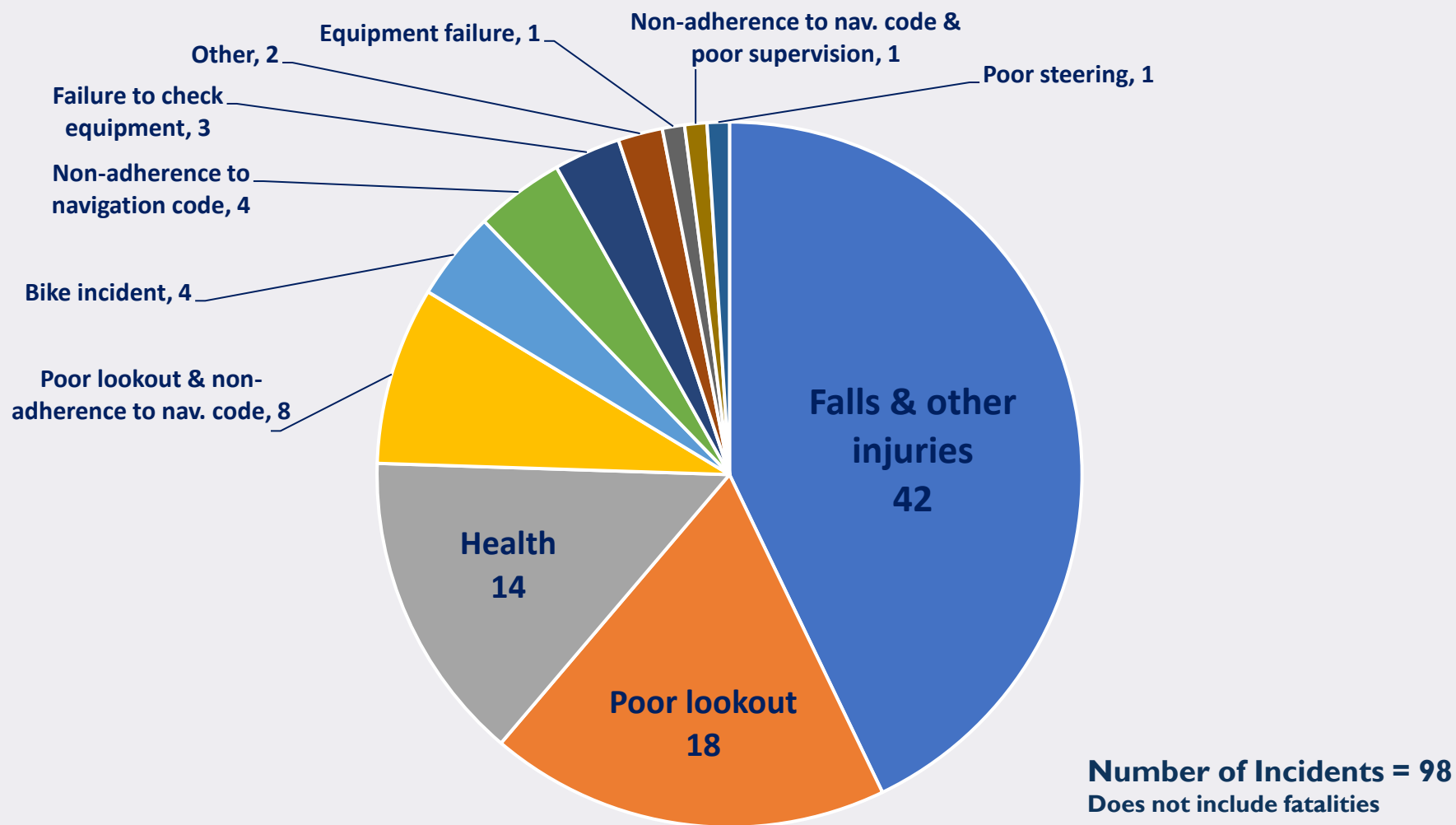
Harm to People caused by Significant Incidents	2014	2015	2016	2017	2018	2019	2020	2021	2022
No harm	821	823	989	1131	1010	1112	695	942	1203
Minor injuries such as cuts and bruises	75	82	104	124	85	89	60	139	132
Significant injuries - few days off rowing	64	60	57	61	101	46	21	41	28
Serious injuries - week or more off rowing inc. concussion & broken bones	33	51	42	67	59	67	25	36	70
Fatalities (see note below)		1	4	1	2	2	1	2	1
Total	993	1017	1196	1384	1257	1316	802	1160	1434

Note:

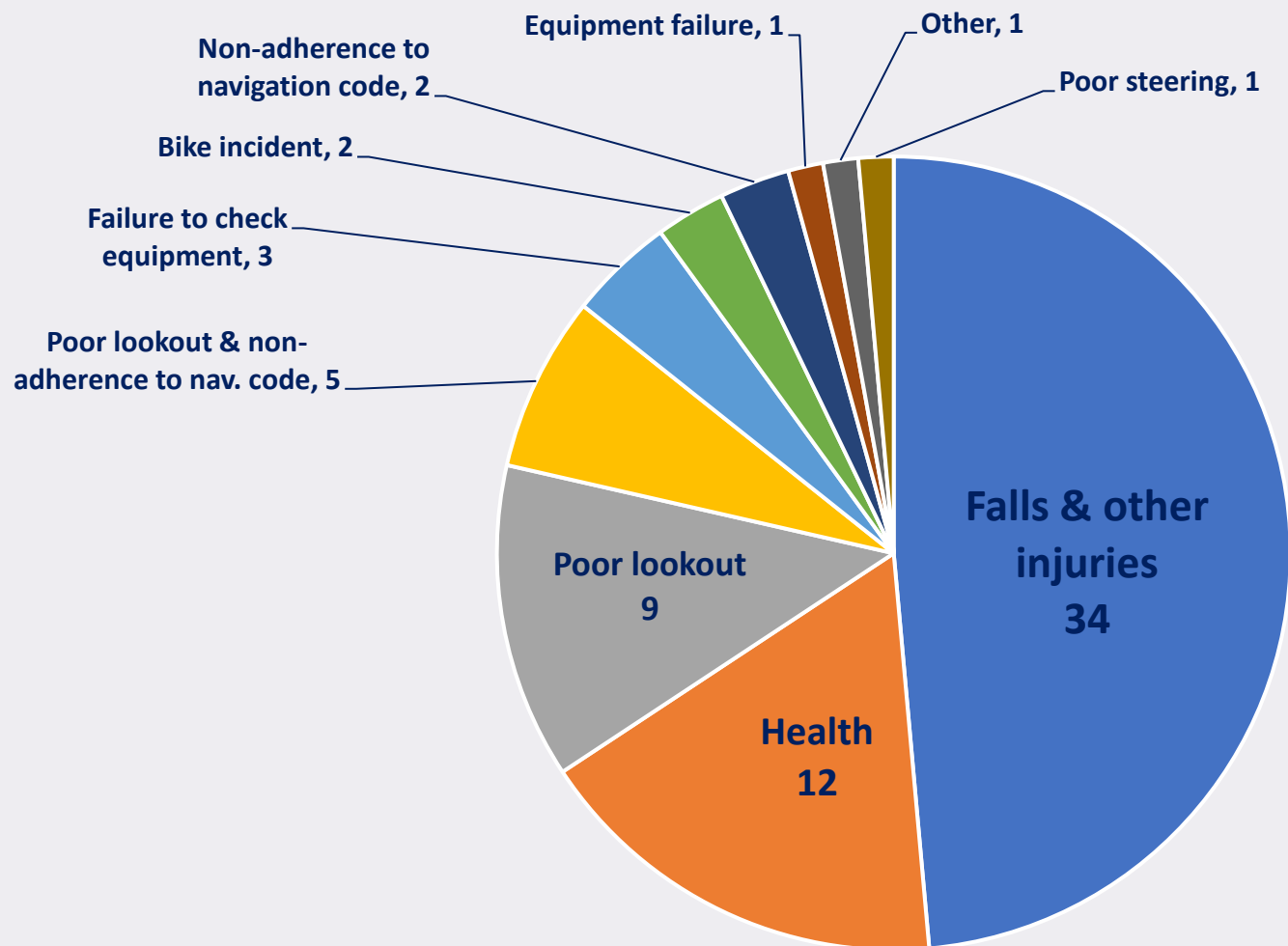
The fatalities in 2016, 2017, 2018, 2019, 2020 and one in 2021 were all tragic health-related incidents.

The other fatality reported in 2021 and the one in 2022 were of non-rowers whose bodies were found in the river near a rowing club. There was a second unreported incident of another club finding a body.

Causes of 2022 Significant Incidents resulting in any time off rowing



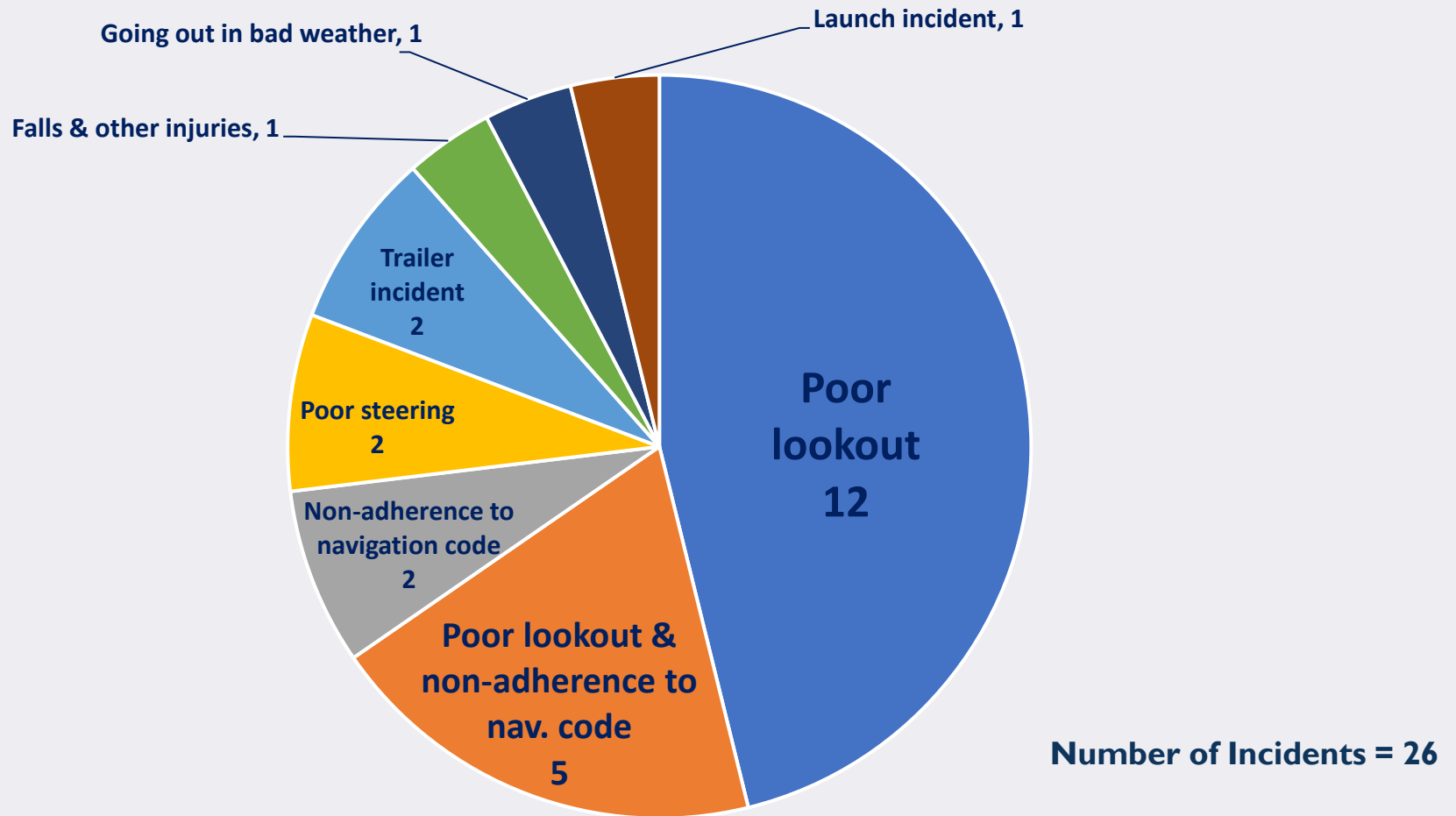
Causes of 2022 Incidents resulting in one week or more off rowing



Damage caused to property

Damage to Property caused by Significant Incidents	2014	2015	2016	2017	2018	2019	2020	2021	2022
No damage	691	754	830	928	870	941	633	827	1000
Repairs less than £100	119	89	86	143	150	92	73	100	124
Repairs £100 - £1000	114	124	233	277	212	246	77	209	284
Repairs over £1000	63	42	40	33	21	31	17	21	20
Loss of boat	6	7	6	3	2	6	2	3	6
Damage to cars, boathouse etc.		1	1		2				
Total Significant Incidents	993	1017	1196	1384	1257	1316	802	1160	1434
Total Value of damage	£290k	£230k	£270k	£225k	£245k	£230k	£109k	£177k	£247k

Causes of 2022 Incidents resulting more than £1000 damage



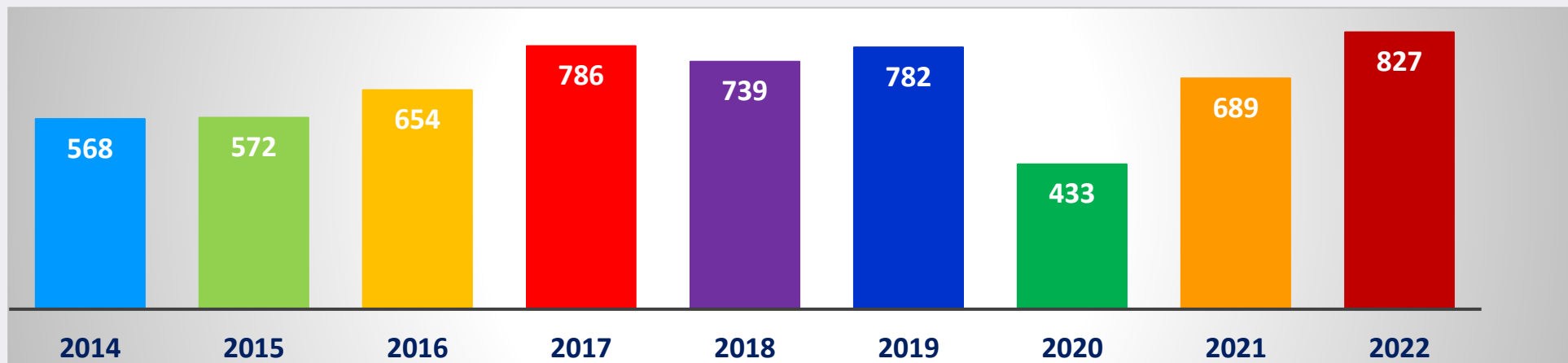


BRITISHROWING

Collisions

TEAMWORK | OPEN TO ALL | COMMITMENT

Collisions



Collisions were with	2022	2021
Other rowing boats	470	384
Powered craft	62	67
Trees/Bushes/Reeds	53	39
Submerged objects inc. Grounding	38	36
Unpowered craft	37	31
Buoy	34	30
Pontoon	28	7
Bank	27	20

	2022	2021
Moored boat	21	32
Weeds	16	11
Bridge/Barrage	14	13
Post	10	3
Log/Floating Debris	7	10
Swan/Dog	5	3
Other	3	2
Swimmer	2	

Injuries resulting from Collisions - 2022 & 2021

Harm to People caused by Collisions	2022	2021
No harm	731	582
Minor injuries such as cuts and bruises	64	71
Significant injuries - few days off rowing	15	21
Serious injuries - week or more off rowing (includes concussion & broken bones)	17	15
Total	827	689

Damage resulting from Collisions - 2022 & 2021

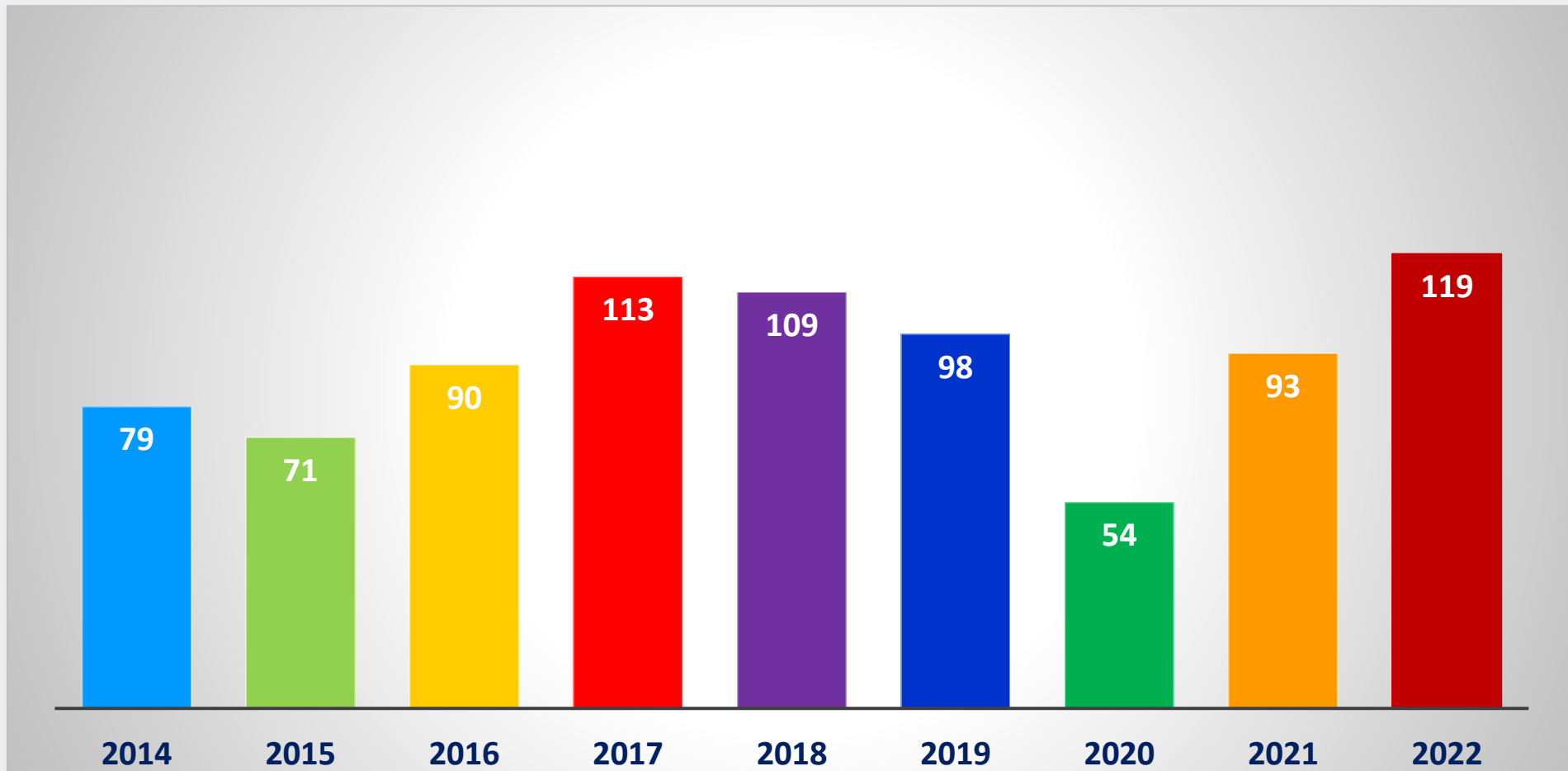
Damage to Boats caused by Collisions	2022		2021	
	Value	Number	Value	Number
No damage	£0	454	£0	398
Repairs costing less than £100	£6,212	106	£5,888	88
Repairs costing £100 to £1000	£100,072	245	£79,285	181
Repairs costing over £1000	£38,675	18	£49,100	19
Loss of boat/Major Damage	£38,500	4	£25,000	3
Total	£183,459	827	£159,273	689



Falls and Other Injuries

TEAMWORK | OPEN TO ALL | COMMITMENT

Trends in Falls and Other Injuries



Falls and Other Injuries in 2022

Injury Type	No Harm	Minor Injuries	Significant – few days off rowing	Serious – >1 week off rowing	Total
Cuts & Bruises		36	7	6	49
Broken Bones				10	10
Head injuries (inc. Concussion)				8	8
Trauma Skeletal		2		4	6
Trauma Muscular		1	1	3	5
Infection				2	2
Other		1		1	2
No injuries	37				
Total	37	40	8	34	119

Falls and Other Injuries - where the 34 serious injuries occurred

Where they occurred	Number
Pontoon/Boating area	11
Handling boats on land	8
On water	5
On land	5
Land training	4
Launch	1
Total	34

10 serious incidents resulted in broken bones

- 4 occurred in the boating area
- 2 occurred when handling boats on land
- 2 were as a result of slipping on wet grass
- 1 occurred around the boathouse and
- 1 occurred in a launch

Incidents causing broken bones typically result in many weeks off rowing and work.



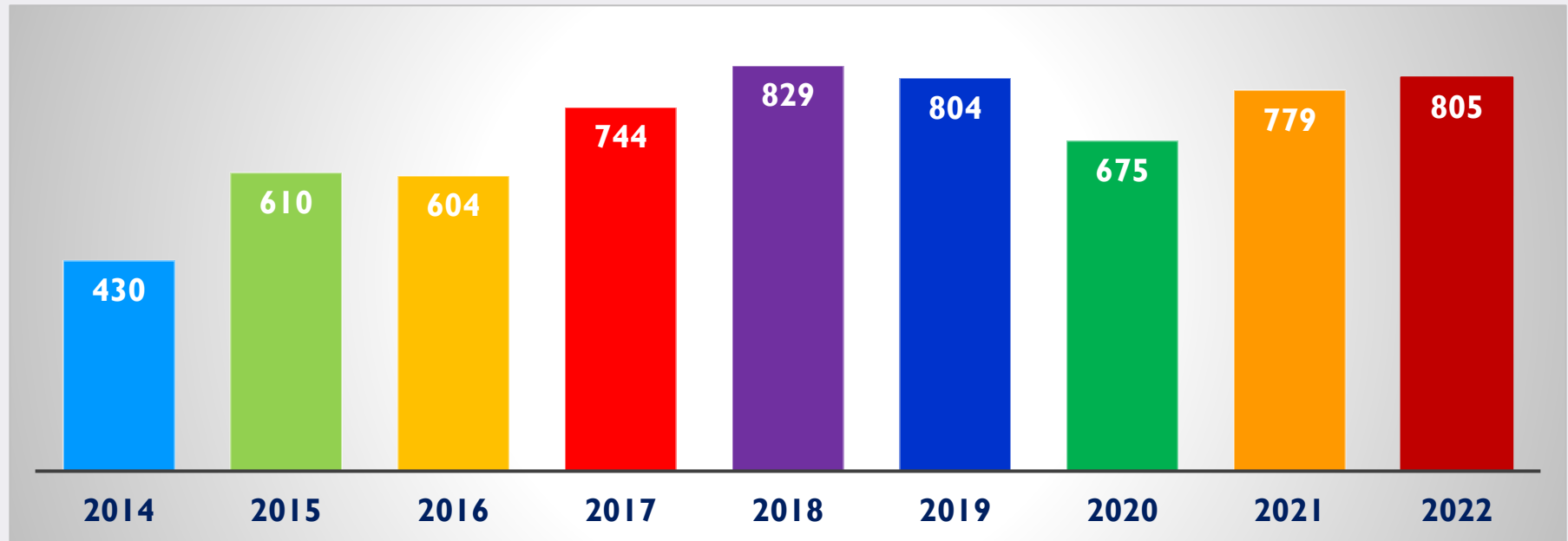
Capsizes

TEAMWORK | OPEN TO ALL | COMMITMENT

Causes of All Capsizes

Cause of Capsize	Number
Simple Capsize (does not include Capsize Drills)	805
Failure to check equipment (gates, riggers etc)	87
Technique related resulting in damage or injury	17
Going out in bad weather	7
Equipment Failure	5
Para-rower capsizes	2
Antisocial behaviour	2
Health	2
Non-adherence to navigation code	2
Poor lookout & poor navigation	1
Poor steering	1
Total	931

Trends in Simple Capsizes



Simple Capsize is a capsizes due to a simple technique mistake or competence issue.

Simple Capsize does not include Capsizes where there was an external factor (e.g. weed or collision), injury, failure to check equipment, damage to equipment or equipment failure.

Reports should not be made when doing a capsizes drills as the capsizes is expected.

Causes of Simple Capsizes

Causes of Simple Capsizes	Number
Technique or inexperience	526
Performing drills	88
Turning or manoeuvring	66
Going afloat or landing	56
Letting go of blades	49
Wind and waves	13
Hands going past the body	6
Wash	1
Total	805



Antisocial Behaviour

TEAMWORK | OPEN TO ALL | COMMITMENT

Antisocial Behaviour

It is disappointing to see that the number of incidents caused by Antisocial behaviour has increased to the highest number ever. The number of incidents in 2022 was 84 (54 in 2021) and 6% (5% in 2021) of Significant Incidents.

Type of Behaviour	Number
Moored boats/Boats blocking river	24
Wash/Swamping	19
Dangerous steering	9
Verbal Abuse	9
Other	8
Swimmers	6
Items thrown	5
Boat damaged/vandalised	2
Alcohol related incidents	2
Total	84

Most of the increase in incidents was caused by badly or illegally moored boats and swimmers who deliberately swam close to boats or failed to make themselves conspicuous in the water. None of these incidents resulted in any harm to people and only 4 resulted in damage to property, 1 of which was caused by a swan attacking a boat.



BRITISHROWING

Summary

TEAMWORK | OPEN TO ALL | COMMITMENT

A note from the HRSA

This year has seen an increase in the number of incidents reported. Rowing fosters a no-blame culture with regard to reporting incidents. We welcome reports and recognise and reward those clubs that report the most incidents.

The information gained from incident reports helps us to improve the advice we provide and makes a positive contribution to safety that benefits the whole rowing community.

When reporting an incident, the key thing is to capture all the facts. However some writers take the time to demonstrate their literary skills.

Alas, this year there were no poems, but one sculler eloquently described the rescue of Jess, a young aquatic border collie and the resulting capsized. You can read the story on the next page.

This incident was one of four involving dogs, two were rescues, two were collisions. There were seven incidents involving swans, three collisions and four attacks on rowers.

Please continue to report incidents and **please keep a better lookout.**

Thank you,

Stephen

The rescue of Jess, border collie

While sculling downstream approximately 5.5km into my weekly constitutional trundle, I was warned by a fellow club member of a dog in the river ahead of me.

I identified the aquatic creature as a young border collie, but with some odd markings suggesting a not entirely pure breeding of this noble type.

The owner was on the bank, not being of the swimming bent. He was attempting to recall the errant hound but had misplaced the squeaky ball normally used for said purpose. Thus disarmed, the pet (whose name I learned to be Jess) was doggie paddling around in the river getting ever further from her increasingly worried owner.

I cornered the beast betwixt stern and strokeside rigger and backed down, guiding the naughty canine towards her owner. On reaching him, Jess decided that another lap was in order, other scullers having now arrived who were much more interesting than the withdrawal of off lead privileges.

I paddled away and around 50m from the owner, came across the dog, now seemingly enjoying the swim less and less by the second. She attempted to board my Carl Douglas by the stern canvas. A most unwise move in well polished fine furniture.

The dog was by now panicking and thrashing about so I grabbed her by the collar and pulled her into my boat onto my lap. This would have been fine had Jess not knocked my bowside scull out of my hand.

There then followed a slow-motion ballet of lurch to starboard, with water over the saxboard, followed by a quite quick flip back to port as Jess adjusted position. The resulting shift in balance flipped the boat, with both rescuer and rescued now in the river.

My feet came out of the shoes (brand new pair that outing - now smelling displeasingly of river water) as heel restraints were as required ;).

With almost no stream or wind, and a growing crowd (correct collective noun for scullers escapes me) of singles for company, I chose to practise my lifesaving stroke with a hairy dog instead of another person in pyjamas as it was last time I did this (why pyjamas always intrigued me- as did diving for a brick in them). I returned Jess to her relieved owner and then returned to my obediently waiting boat where I declined to wreck the saxboards by beaching over it and so towed it to a suitable mud bank where I got back in.

Top 12 Clubs reporting Incidents in 2022

Position	Club	Incidents reported
1	Lea RC	78
2=	Avon County RC	48
2=	Derby RC	48
4	Reading Rowing Club	44
5=	City of Bristol Rowing Club	36
6	Maidenhead RC	35
7	Christchurch RC	32
8	Latymer Upper School BC	32
9	York City RC	31
10=	Broxbourne RC	30
10=	Kingston RC	30
12	Durham ARC	28

Incident reports as a percentage of the number of members

Position	Club	Incidents by membership
1	St John's College (Oxford) BC	44%
2	Newport RC	43%
3	Taunton RC	33%
4	De Montfort University (Leics) BC	30%
5	Derwent RC	29%
6	Salford University BC	27%
7	Shanklin Sandown RC	25%
8	Lancaster Royal Grammar School BC	24%
9=	Burway RC	21%
9=	Queens Park High School BC	21%

Further Analysis

This presentation provides a summary of the data collected in 2022 in the British Rowing Incident Reporting system.

Further analysis can be provided. If you require more detailed analysis on any topic, e.g. more detailed regional analysis, please ask and, if possible, it will be provided.

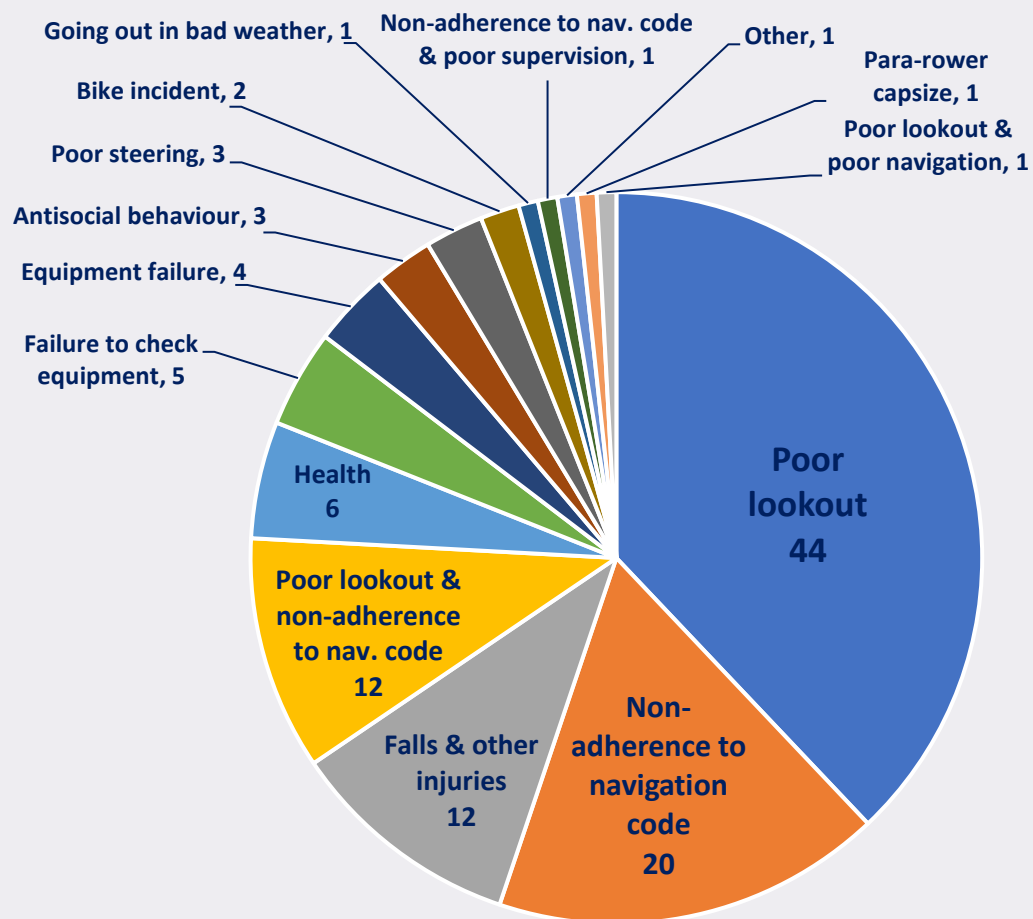
Please email safety@britishrowing.org



Regional Summaries

TEAMWORK | OPEN TO ALL | COMMITMENT

East Midlands - 2022



Clubs reporting 5 or more incidents

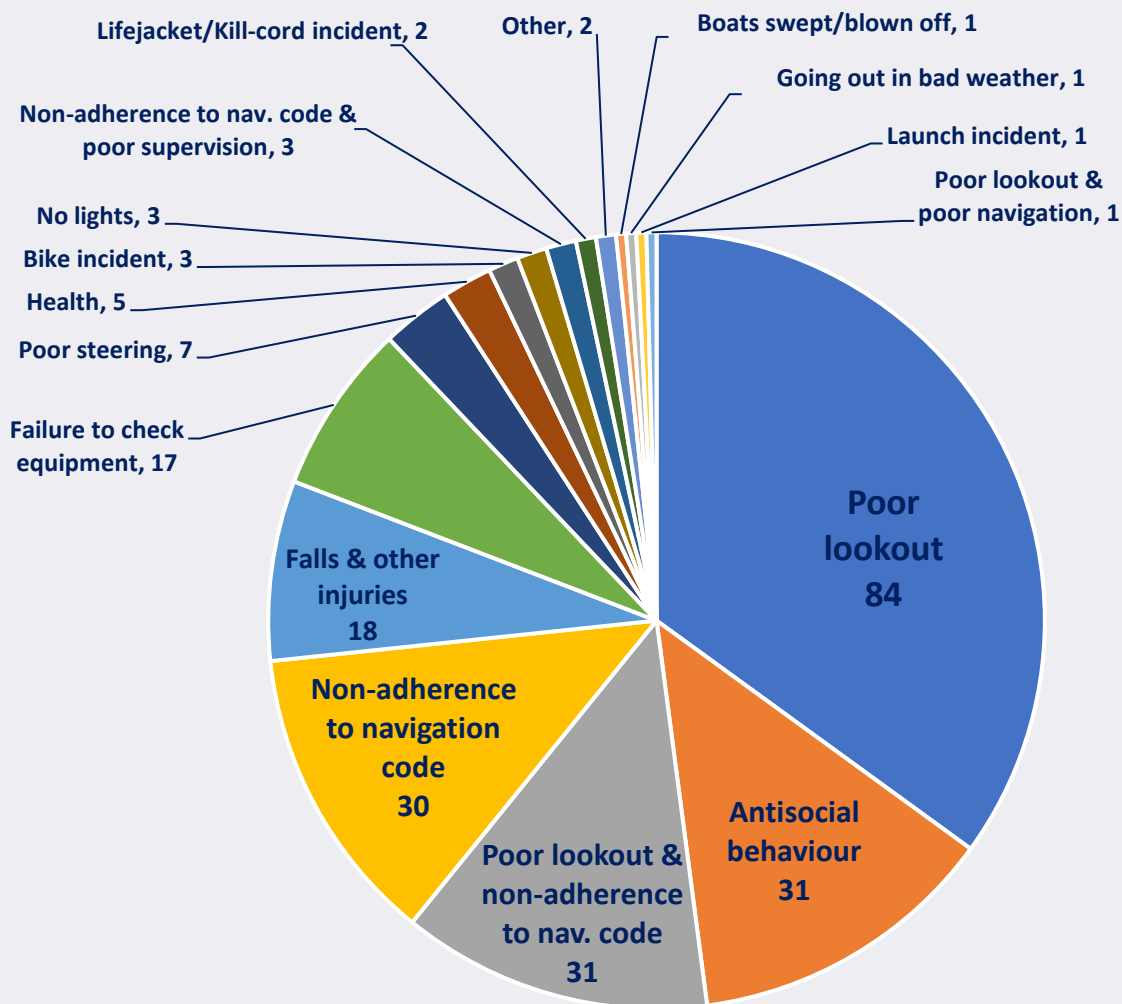
Derby RC	48
Leicester RC	25
Nottingham Rowing Club	18
De Montfort University (Leics) BC	16
Derwent RC	14
Lincoln Rowing Centre	13
Nottingham & Union RC	10
Loughborough BC	9
Burton Leander RC	7
Nottingham University BC	6

The clubs shown in the table should all be congratulated for reporting 5 or more incidents in 2022.

Clubs in red - are in the national top 12.

Clubs in green – the number of incident reports is greater than 20% of their membership.

Eastern - 2022



Clubs reporting 5 or more incidents

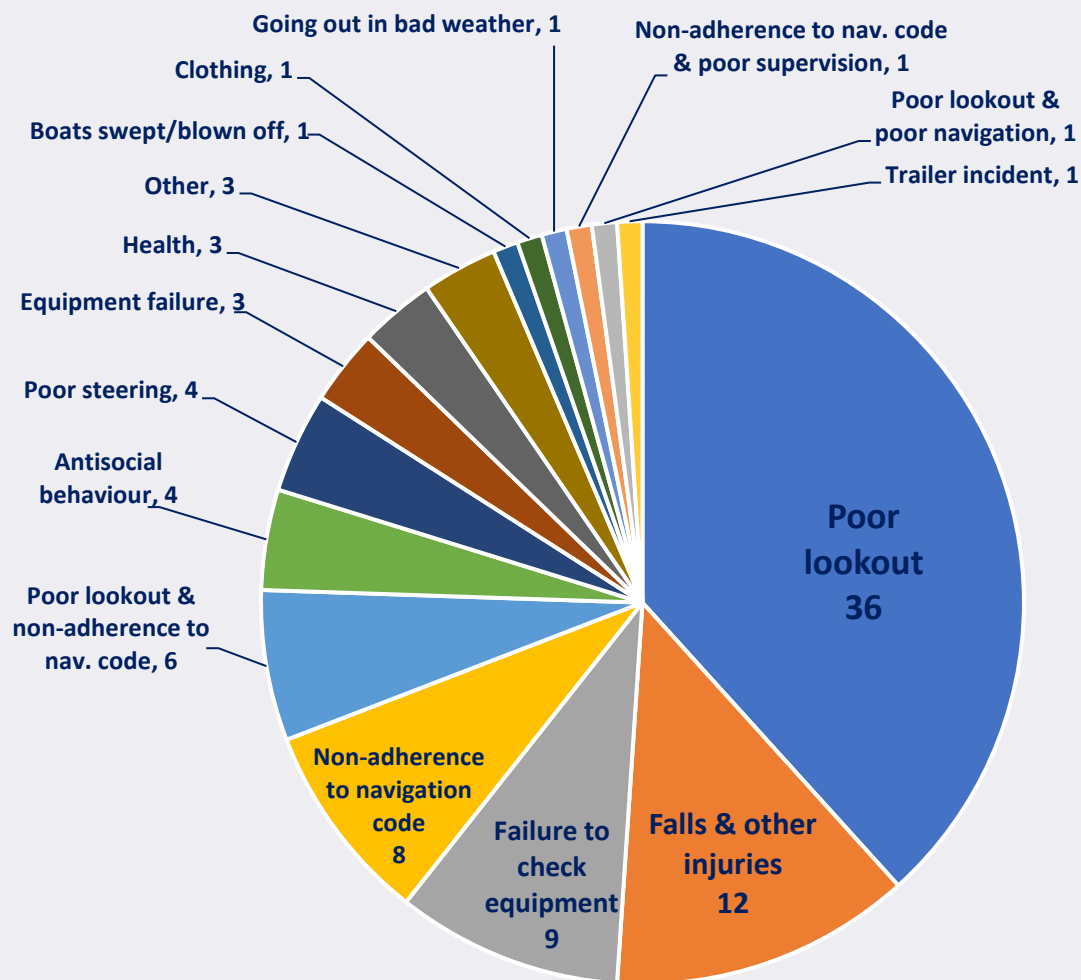
Lea RC	76
Broxbourne RC	30
Star Club	20
Isle Of Ely RC	14
Oundle Town RC	14
Bedford RC Ltd	13
Norwich Rowing Club	13
Cambridge 99 RC	12
Milton Keynes Rowing Club	11
Bedford School BC	10
Cambridge University BC	10
St Ives RC	10
Yare BC	10
Northampton RC	9
Bedford Modern School BC	8
Queens' College (Cambridge) BC	8
St Neots RC	8
Cantabrigian RC	6
Champion Of The Thames (Cambridge) RC	6
Bedford Girls School RC	5

The clubs shown in the table should all be congratulated for reporting 5 or more incidents in 2022.

Clubs in red - are in the national top 12.

Clubs in green – the number of incident reports is greater than 20% of their membership.

North West - 2022



Clubs reporting 5 or more incidents

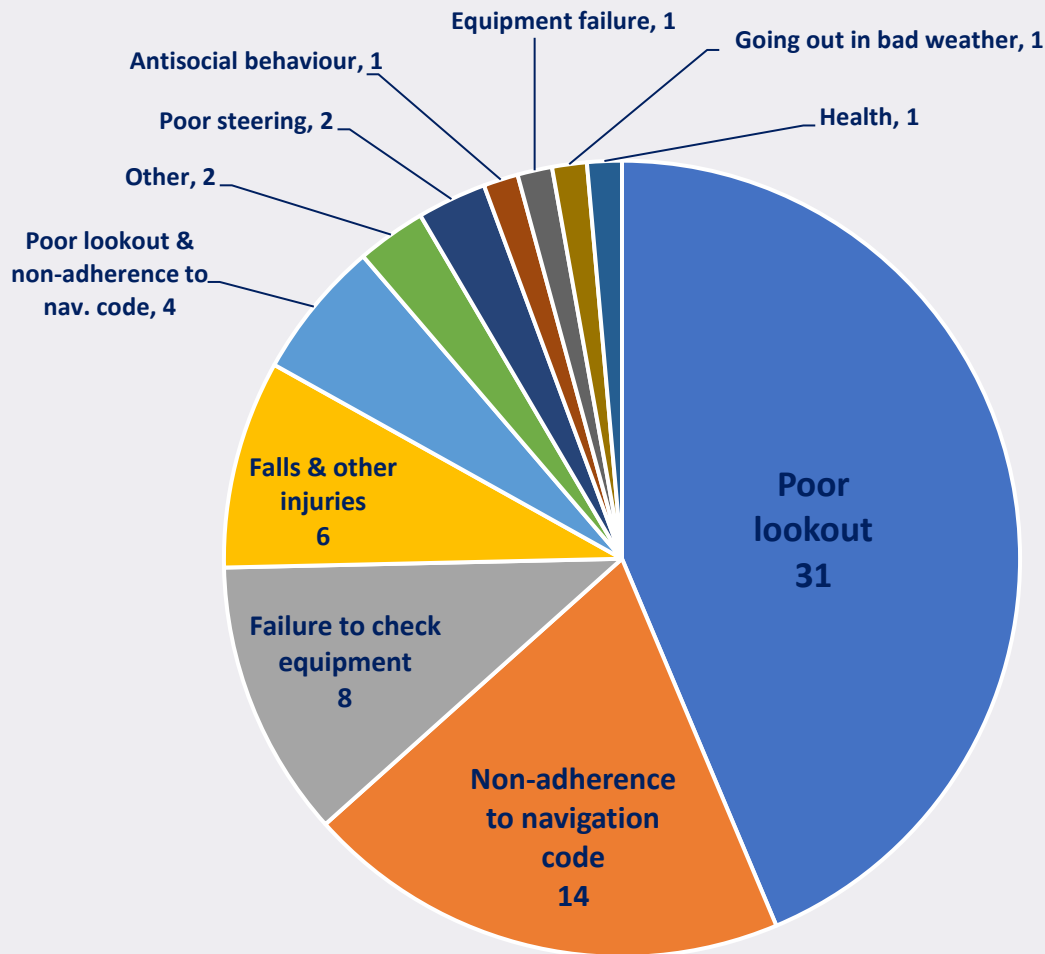
Warrington RC	21
Liverpool Victoria RC	20
Grosvenor RC, Chester	18
Queens Park High School BC	17
Runcorn RC	16
Lancaster Royal Grammar School BC	14
Royal Chester RC	13
Northwich RC	12
Kings School Chester RC	9
Mersey RC	6
North Staffordshire RC	6
Salford University BC	6
Liverpool University BC	5
Merchant Taylors' School BC	5
Trentham BC	5

The clubs shown in the table should all be congratulated for reporting 5 or more incidents in 2022.

Clubs in red - are in the national top 12.

Clubs in green – the number of incident reports is greater than 20% of their membership.

Northern - 2022

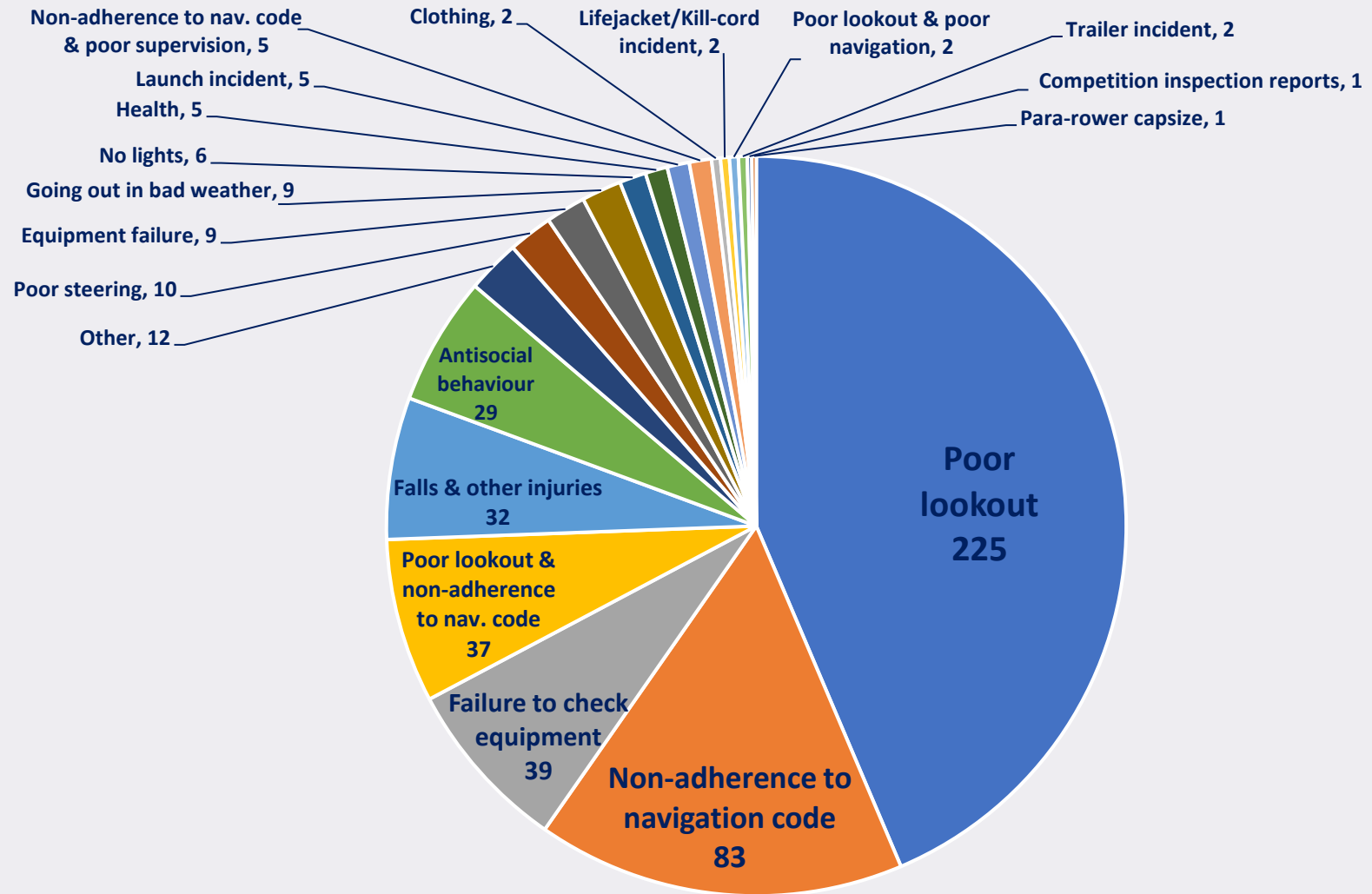


Clubs reporting 5 or more incidents

Durham ARC	28
Collingwood College BC	18
Tees Rowing Club	10
Hexham RC	8
Queen Elizabeth High School	6
Cambois Rowing Club	5
Tyne Amateur RC	5
Tyne United RC	5

The clubs shown in the table should all be congratulated for reporting 5 or more incidents in 2022.
Clubs in red - are in the national top 12.
Clubs in green - the number of incident reports is greater than 20% of their membership.

Thames - 2022



Thames - Clubs reporting 5 or more incidents

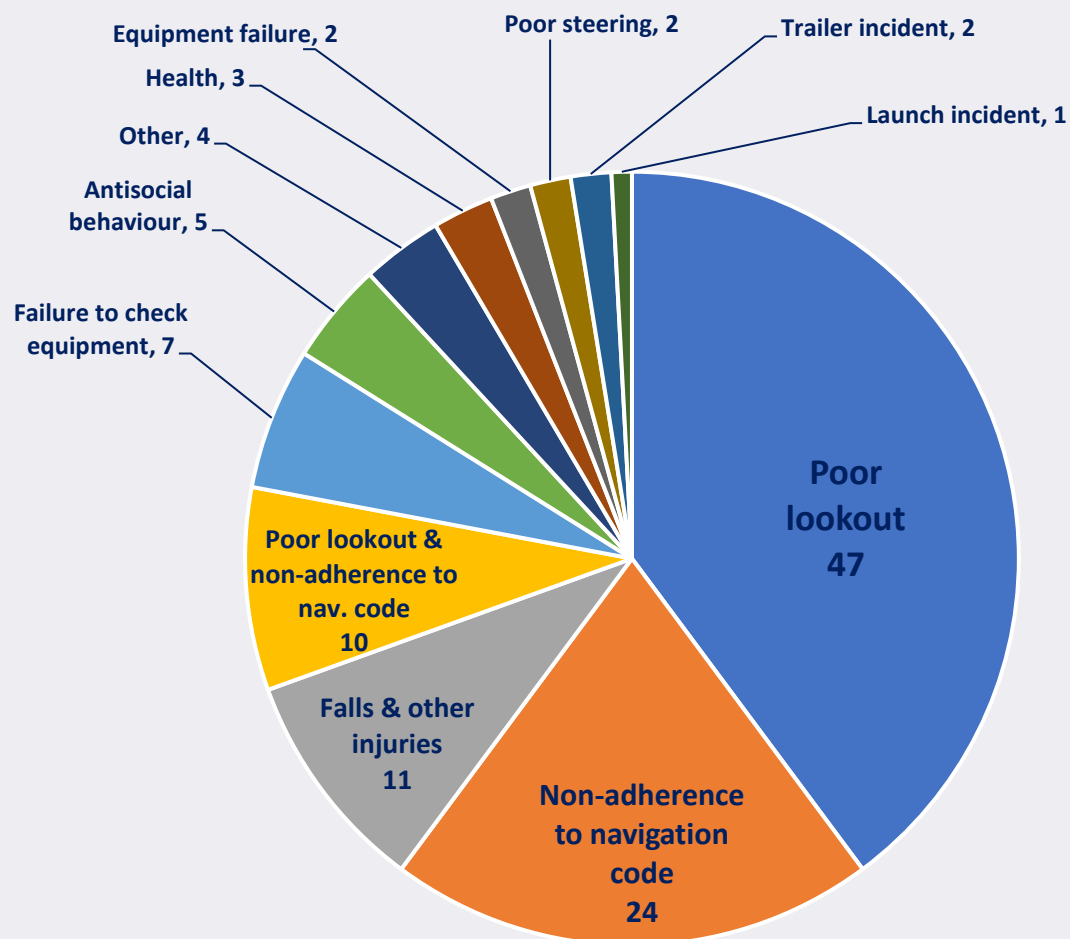
Reading Rowing Club	44	Falcon RC	12	Ardingly RC	6
Maidenhead RC	34	Kew House School Boat Club	12	Fulham Reach Boat Club	6
Kingston RC	30	Eton Excelsior RC	11	Furnivall Sculling Club	6
Latymer Upper School BC	29	Mortlake Anglian & Alpha BC	11	KGSVeterans BC	6
Gravesend RC	27	Walbrook Rowing Club	11	Maidstone Invicta RC	6
Marlow RC	27	Team Keane Sculling School	10	The Langley Academy	6
London Rowing Club	24	Curlew RC	8	Abingdon School RC	5
Bowl Bridge RC	23	Globe Rowing Club	8	Goring Gap BC	5
Guildford RC	22	Putney High School RC	8	Reading University BC	5
Burway RC	20	Quintin BC	8	Twickenham RC	5
Putney Town RC	19	Thames Rowing Club	8	University Of London BC	5
Tideway Scullers School	17	Vesta RC	8	Upper Thames Rowing Club	5
City of Oxford RC	15	Abingdon RC	7	Weybridge Ladies ARC	5
Weybridge Rowing Club	15	Barn Elms RC	7	Wolfson College (Oxford) BC	5
Oxford Academicals RC	14	Barnes Bridge Ladies RC	7		
Auriol Kensington RC	13	St Johns College (Oxford) BC	7		
Sir William Perkins's School RC	13	Staines BC	7		

The clubs shown in the table should all be congratulated for reporting 5 or more incidents in 2022.

Clubs in red - are in the national top 12.

Clubs in green – the number of incident reports is greater than 20% of their membership.

WAGS - 2022



Clubs reporting 5 or more incidents

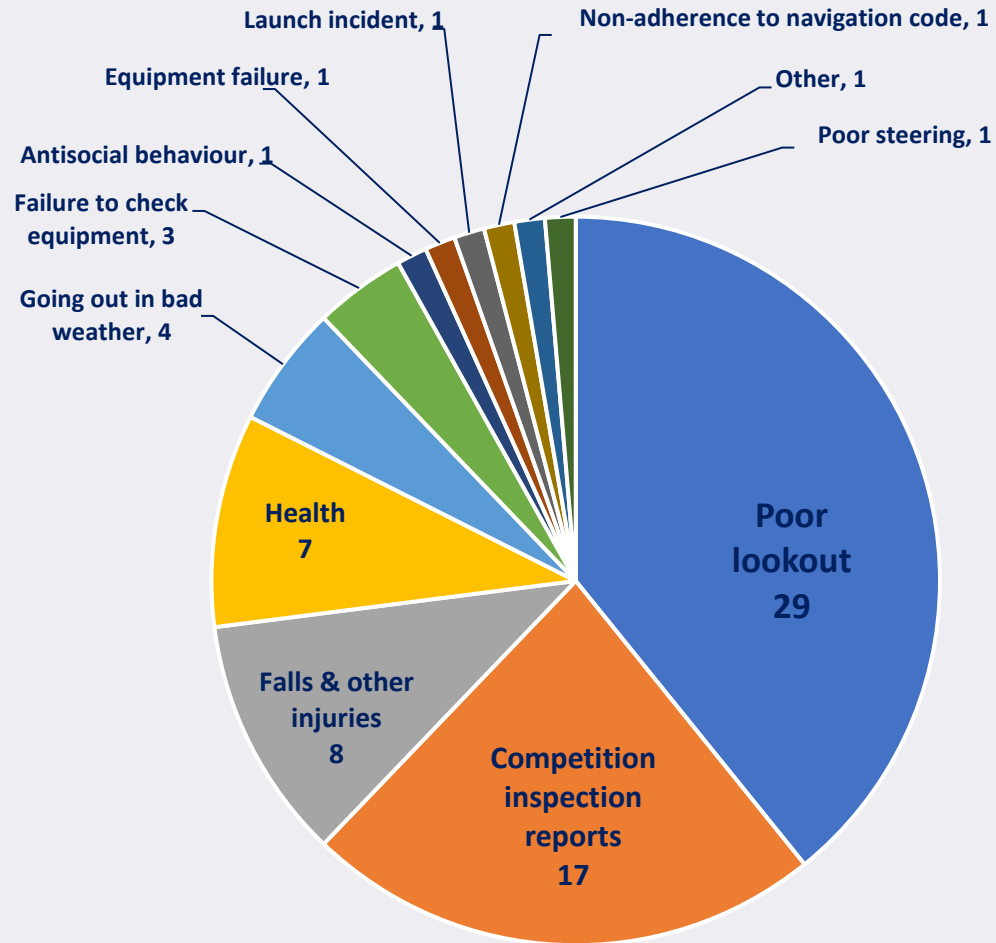
Avon County RC	48
City of Bristol Rowing Club	36
Gloucester RC	22
Minerva Bath RC	19
Bristol Ariel RC	11
Taunton RC	10

The clubs shown in the table should all be congratulated for reporting 5 or more incidents in 2022.

Clubs in red - are in the national top 12.

Clubs in green – the number of incident reports is greater than 20% of their membership.

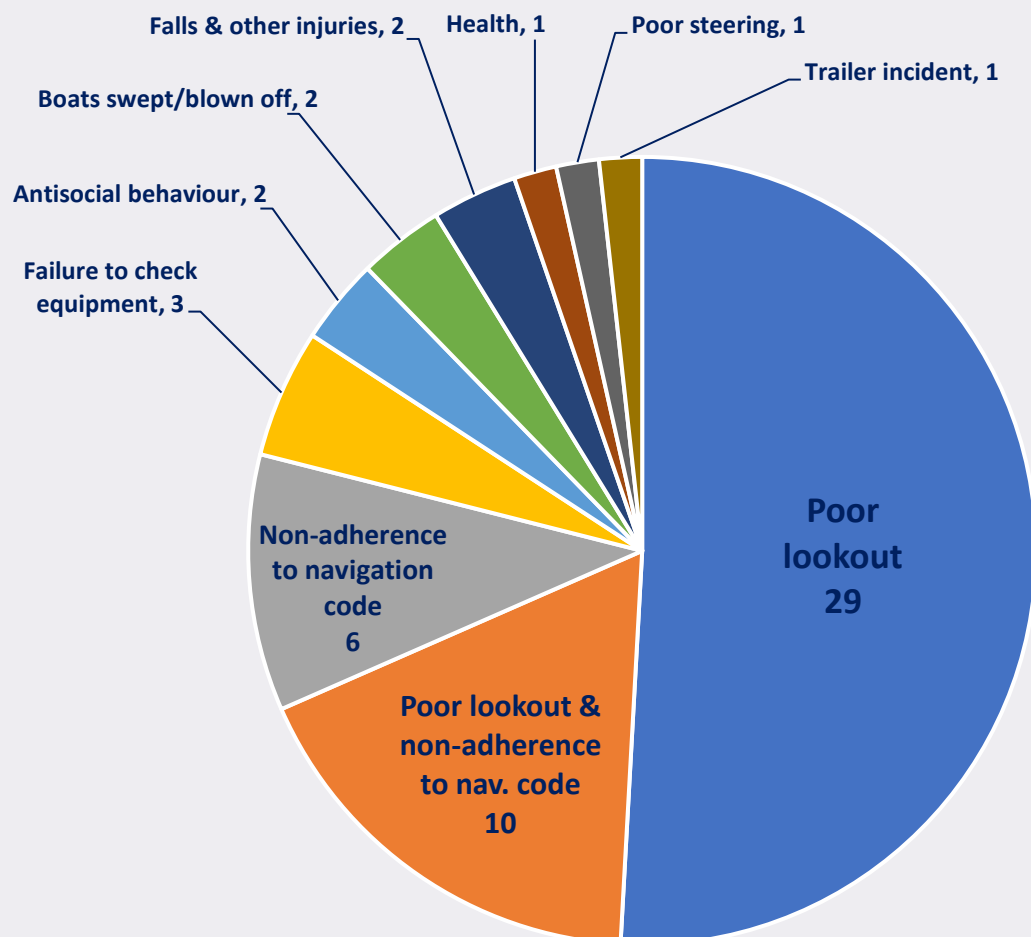
Wessex & S.E. Coast - 2022



Clubs reporting 5 or more incidents	
Christchurch RC	32
Bryanston School BC	14
Southsea Rowing Club	11
Shanklin Sandown RC	7
Dover Rowing Club	6
Newport RC	6
Itchen Imperial RC	5

The clubs shown in the table should all be congratulated for reporting 5 or more incidents in 2022.
Clubs in red - are in the national top 12.
Clubs in green - the number of incident reports is greater than 20% of their membership.

West Midlands - 2022



Clubs reporting 5 or more incidents

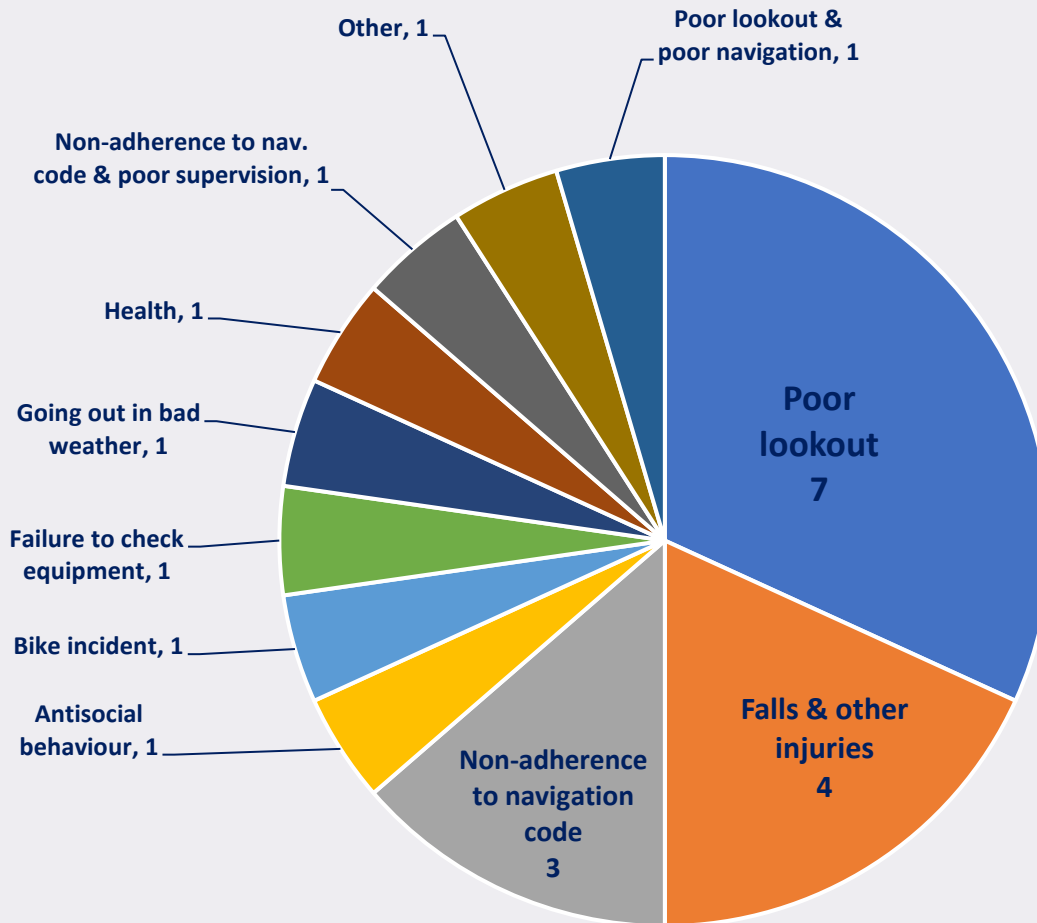
Stratford-upon-Avon BC	27
Warwick Boat Club	21
Evesham Rowing Club	8
Bewdley RC	7
Royal Grammar School Worcester BC	7
Upton Rowing Club	7
Pengwern BC	5
Ross Rowing Club	5
Worcester RC	5

The clubs shown in the table should all be congratulated for reporting 5 or more incidents in 2022.

Clubs in red - are in the national top 12.

Clubs in green - the number of incident reports is greater than 20% of their membership.

Western - 2022

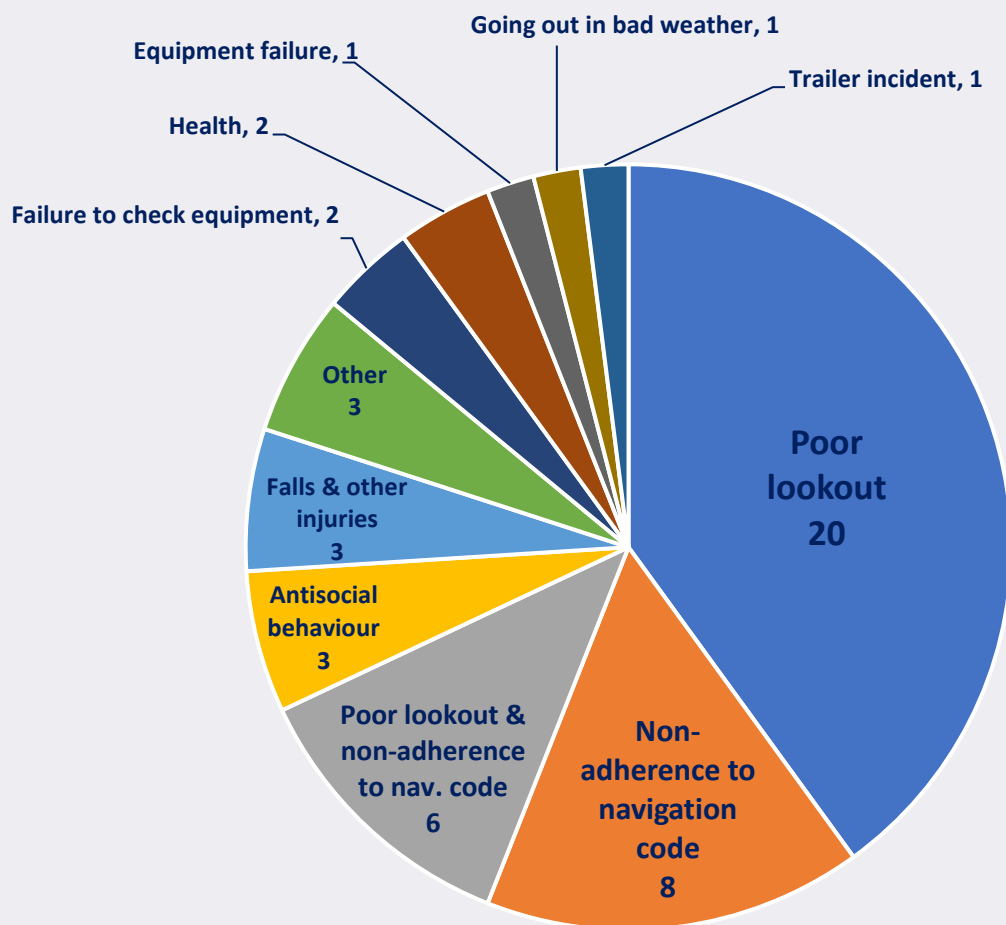


Clubs reporting 5 or more incidents

Exeter University BC	12
Exeter Rowing Club Ltd.	7
Wimbleball RC	5

The clubs shown in the table should all be congratulated for reporting 5 or more incidents in 2022.
Clubs in red - are in the national top 12.
Clubs in green - the number of incident reports is greater than 20% of their membership.

Yorkshire - 2022



Clubs reporting 5 or more incidents

York City RC	31
Bradford ARC	13
York University BC	10
Leeds Rowing Club	9
Sheffield City RC	9
Sheffield University RC	6

The clubs shown in the table should all be congratulated for reporting 5 or more incidents in 2022.

Clubs in red - are in the national top 12.

Clubs in green - the number of incident reports is greater than 20% of their membership.



BRITISHROWING

Thank you

TEAMWORK | OPEN TO ALL | COMMITMENT